

Hopper picnic

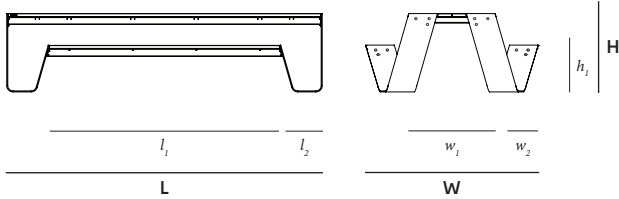
© design by Dirk Wynants

Galvanised version
Powder-coated version

Backrest
Floor fastening
Protection felt

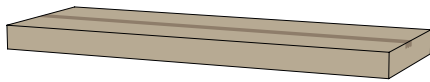


Hopper picnic

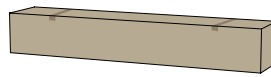


Dimensions (mm)	L	W	H	l_1	l_2	w_1	w_2	h_1
Hopper picnic 180	1780	1628	740	995	382	832	278	440
Hopper picnic 240	2380	1628	740	1595	382	832	278	440
Hopper picnic 300	2980	1628	740	2195	382	832	278	440
Hopper picnic 360	3580	1628	740	2795	382	832	278	440

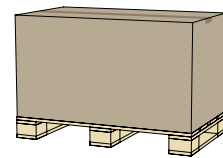
BOX 1: TABLETOP



BOX 2: BENCHES



BOX 3: LEGS + MOUNTING KIT



Box dimensions (mm)		L	W	H	Qty (#)	Volume (m ³)	Gross weight (kg)	Net weight (kg)	Packaging weight (kg)
Hopper picnic 180 galvanised	Box 1	2000	870	150	1	0,26	52,40	47,40	5,00
	Box 2	1000	320	255	1	0,08	28,40	25,60	2,80
	Box 3	1125	635	625	1	0,45	113,60	96,00	17,60
					total:	0,79	194,40	169,00	25,40
Hopper picnic 180 powder-coated	Box 1	2000	870	150	1	0,26	52,40	47,40	5,00
	Box 2	1000	320	255	1	0,08	28,40	25,60	2,80
	Box 3	1125	635	625	1	0,45	58,60	42,40	16,20
					total:	0,79	139,40	115,60	24,00
Hopper picnic 240 galvanised	Box 1	2470	870	150	1	0,32	68,40	62,20	6,20
	Box 2	1650	320	255	1	0,13	44,00	41,60	2,40
	Box 3	1125	635	625	1	0,45	113,60	96,00	17,60
					total:	0,90	226,00	199,80	26,20
Hopper picnic 240 powder-coated	Box 1	2470	870	150	1	0,32	68,40	62,20	6,20
	Box 2	1650	320	255	1	0,13	44,00	41,60	2,40
	Box 3	1125	635	625	1	0,45	58,60	42,40	16,20
					total:	0,90	171,00	146,20	24,80
Hopper picnic 300 galvanised	Box 1	3040	870	150	1	0,40	82,60	74,40	8,20
	Box 2	2420	320	255	1	0,20	58,00	53,60	4,40
	Box 3	1125	635	625	1	0,45	113,60	96,00	17,60
					total:	1,05	254,20	224,00	30,20

extremis®

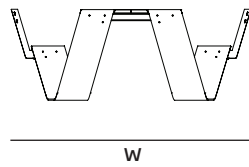
The content of this document, in particular the mentioned models, is protected by copyrights and/or design rights. The present document and its content is communicated to you for information purposes only. Any partial or total reproduction or any other use without our prior written permission is strictly prohibited. This technical sheet remains subject to possible changes. All dimensions are in mm, unless mentioned otherwise. Extremis is not responsible for the errors in the documentation of products. All measurements are approximate and are provided for informational purposes only.

Tech sheet
20190208



Box dimensions (mm)		L	W	H	Qty (#)	Volume (m ³)	Gross weight (kg)	Net weight (kg)	Packaging weight (kg)
Hopper picnic 300 powder-coated	Box 1	3040	870	150	1	0,40	82,60	74,40	8,20
	Box 2	2420	320	255	1	0,20	58,00	53,60	4,40
	Box 3	1125	635	625	1	0,45	58,60	42,40	16,20
	total:				1,05		199,20	170,40	28,60
Hopper picnic 360 galvanised	Box 1	3735	870	150	1	0,49	96,40	87,00	9,40
	Box 2	3020	320	255	1	0,25	75,80	71,40	4,40
	Box 3	1125	635	625	1	0,45	113,60	96,00	17,60
	total:				1,19		285,80	254,40	31,40
Hopper picnic 360 powder-coated	Box 1	3735	870	150	1	0,49	96,40	87,00	9,40
	Box 2	3020	320	255	1	0,25	75,80	71,40	4,40
	Box 3	1125	635	625	1	0,45	58,60	42,40	16,20
	total:				1,19		230,80	200,80	30,00

Backrest



Dimensions (mm)	L	W	H
Backrest 180	819	1946	740
Backrest 240	1419	1946	740
Backrest 300	2019	1946	740
Backrest 360	2619	1946	740

BOX 4: SUPPORTS




BOX 5: PLANK





Box dimensions (mm)		L	W	H	Qty (#)	Volume (m ³)	Gross weight (kg)	Net weight (kg)	Packaging weight (kg)
Backrest for 180 galvanised	Box 4	530	265	50	1	0,01	4,60	4,00	0,60
	Box 5	900	165	55	1	0,01	3,40	3,00	0,40
	total:				0,02		8,00	7,00	1,00
Backrest for 180 powder-coated	Box 4	530	265	50	1	0,01	2,20	1,60	0,60
	Box 5	900	165	55	1	0,01	3,40	3,00	0,40
	total:				0,02		5,60	4,60	1,00
Backrest for 240 galvanised	Box 4	530	265	50	1	0,01	4,60	4,00	0,60
	Box 5	1500	165	55	1	0,01	5,60	5,20	0,40
	total:				0,02		10,20	9,20	1,00
Backrest for 240 powder-coated	Box 4	530	265	50	1	0,01	2,20	1,60	0,60
	Box 5	1500	165	55	1	0,01	5,60	5,20	0,40
	total:				0,02		7,80	6,80	1,00
Backrest for 300 galvanised	Box 4	530	265	50	1	0,01	4,60	4,00	0,60
	Box 5	2100	165	55	1	0,02	7,70	7,00	0,70
	total:				0,03		12,30	11,00	1,30
Backrest for 300 powder-coated	Box 4	530	265	50	1	0,01	2,20	1,60	0,60
	Box 5	2100	165	55	1	0,02	7,70	7,00	0,70
	total:				0,01		9,90	8,60	1,30
Backrest for 360 galvanised	Box 4	530	265	50	1	0,01	4,60	4,00	0,60
	Box 5	2700	165	55	1	0,02	10,80	10,20	0,60
	total:				0,03		15,40	14,20	1,20
Backrest for 360 powder-coated	Box 4	530	265	50	1	0,01	2,20	1,60	0,60
	Box 5	2700	165	55	1	0,02	10,80	10,20	0,60
	total:				0,03		13,00	11,80	1,20

Materials & colours




Tabletop & benches



Iroko hardwood* Hellwood*

Frame




Galvanised steel

Legs & backrest supports

Galvanised steel Structured powder-coating*

*Subject to change, check price list or www.extremis.com

Materials	Key facts	Thickness mm	Layer thickness micron	Density	In/outdoor	Water	UV colour fastness	Flame retarding
Iroko tabletop & benches	<ul style="list-style-type: none"> • Durability CLASS 1 • Feels comfortable in all weather conditions • Advisable to oil the wood 	30	n.a.	600 à 700 kg/m ³	Outdoor & indoor	n.a.	Untreated wood turns grey after a while	/
Hellwood tabletop & benches	 <ul style="list-style-type: none"> • Durability CLASS 1 • Carries the PEFC™ label for durable forestry • Feels comfortable in all weather conditions • Advisable to oil the wood 	30	n.a.	600 kg/m ³	Outdoor & indoor	n.a.	Untreated wood turns grey after a while	/
Hot dip galvanised steel frame	<ul style="list-style-type: none"> • Most durable method for protecting metal from rusting • Protective layer • Very long life span • 100% recyclable • Cradle to Cradle Certified™ 	2 - 6	50 - 100	7,50 10 ³ kg/m ³	Outdoor & indoor	n.a.	Very good, galvanisation will however become less shiny when used outdoors	NEN-EN13501-1 A1 *
Hot dip galvanised steel legs & backrest supports	<ul style="list-style-type: none"> • Most durable method for protecting metal from rusting • Protective layer • Very long life span • 100% recyclable • Cradle to Cradle Certified™ 	8	50 - 100	7,50 10 ³ kg/m ³	Outdoor & indoor	n.a.	Very good, galvanisation will however become less shiny when used outdoors	NEN-EN13501-1 A1 *
Structured powder-coated aluminium legs and backrest supports	<ul style="list-style-type: none"> • A technique of applying dry paint to a part • Electrostatically charged and sprayed onto the object • More scratch-resistant than non structured powder-coating 	10	50 - 100	2,70 10 ³ kg/m ³	Outdoor & indoor	n.a.	Very good: colour can fade to some extent when exposed to UV	NEN-EN13501-1 A2-s1 **

* NEN-EN13501-1 A1

Class A1 products will not contribute to fire in any stage, including fully developed fire. For this reason, they are assumed to be capable of satisfying all requirements of all lower classes as well.

** NEN-EN13501-1 A2-s1

Satisfying the same criteria as class B for the SBI-test according to EN 13823. In addition, under conditions of a fully developed fire these products will not significantly contribute to the fire load and fire growth.

Warnings

General

- Do not use any sharp tools to open the packaging.
- We strongly advise against using power tools.
- Tripping hazard, mind your step.
- Do not put out cigarettes on the table.
- Not graffiti proof.
- Do not leave children unattended whilst playing on the table.
- To avoid danger of suffocation, keep plastic bags away from babies and children.
- Colours can differ over years and from batch to batch.

Product

- Do not drag the table, but carry it with minimum 2 people.
- Anchoring the product has to be done by qualified people.
- For anchoring: use suitable bolts or screws from a specialized store depending on the material your terrace is made of.
- There is protection felt for delicate floors or indoor use.
- The packaging material of the legs must stay intact, you need it to attach the legs to the tabletop.
- 180 cm: max. 4 people or 320 kg per bench - 240 cm: max. 5 people or 400 kg per bench - 300 cm: max. 6 people or 480 kg per bench - 360 cm: max. 7 people or

- 560 kg per bench.
- Regularly clean the flat surface of the legs.

Wood

- When delivered, the wood is untreated.
- Wood is a natural material and its look is different for every slat, plank and tree.
- Wood will gradually become rougher and start to turn grey as a consequence of exposure to the sun and rain. We recommend oiling the wood at regular intervals depending from location and general weather conditions.
- Clean regularly with mild detergent. Never use a high pressure cleaner as this will roughen the wood's smooth surface and irreparably damage the wood's fiber.
- Thorough cleaning with Extremis Wood Cleaner.
- We strongly recommend that you treat your wood with wood protector to protect it from stains - Small cracks and crevices can also appear as part of this process. We strongly advise everyone to treat the furniture with our Wood Protector.

Galvanised steel

- Galvanisation will become less shiny when used outdoors.
- Flame retarding - NEN-EN13501-1 A1 - Class A1

products will not contribute to fire in any stage, including fully developed fire. For this reason, they are assumed to be capable of satisfying all requirements of all lower classes as well.

- Possible impurities in the immersion tank can cause black marks during galvanization, which are intrinsic to this industrial finishing technique.
- White marks on this zinc layer are also intrinsic to this procedure and will disappear when the furniture is put outdoors.
- This industrial finishing technique may result in a rougher surface. This is intrinsic to the process.

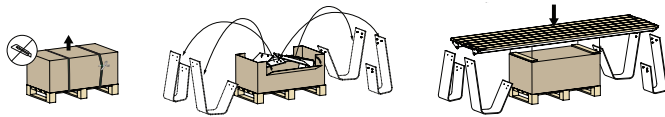
Powder-coating

- White powder-coating requires more maintenance.
- Do not use abrasive scouring powders or scourers as they will scratch the surface.
- Colour can fade to some extent when exposed to UV.
- Flame retarding - NEN-EN13501-1 A2-sl - Satisfying the same criteria as Class B for the SBI-test according to EN13823. In addition, under conditions of a fully developed fire these products will not significantly contribute to the fire load and fire growth.
- Dark colors can get very hot in sunny weather.

Important

Use our packaging material for better support to attach the legs to the tabletop.

- Leave the box on the pallet.
- Remove the lid of the box.
- Take the legs out of the box.
- Put the lid back on the box.
- Put the tabletop on top of the box.
- Assemble the Hopper picnic.



Maintenance

Find maintenance instructions at the downloads section of extremis.com for:

POWDER-COATED PARTS

- White powder-coating obviously requires more maintenance.
- Clean stains with a magic eraser.

GALVANISED PARTS




- How to repair a damaged zinc layer.

WOOD

- Clean regularly with mild detergent.
- Thorough cleaning with Extremis Wood Cleaner.
- Oil the wood with Extremis Wood Protector. We recommend oiling the wood at regular intervals depending from location and general weather conditions.
- In order to smoothen the surface again after a thorough cleaning, lightly sand your wood with 80 grit sanding paper or a sanding pad.

RECOMMENDED USAGE

- For Extremis Wood Protector:

	3 to 5 wood care treatments for Hopper picnic 180 2 to 4 wood care treatments for Hopper picnic 240 2 to 3 wood care treatments for Hopper picnic 300 1 to 2 wood care treatments for Hopper picnic 360
	1 to 3 wood care treatments for Hopper picnic 180 1 to 2 wood care treatments for Hopper picnic 240 1 to 2 wood care treatments for Hopper picnic 300 1 wood care treatment for Hopper picnic 360
	200 - 300 ml for one Hopper picnic 180 250 - 350 ml for one Hopper picnic 240 300 - 400 ml for one Hopper picnic 300 350 - 500 ml for one Hopper picnic 360

Applications

Residential: with optional Hopper shade, with optional backrests and with optional floor protection felt for delicate surfaces. Indoor or outdoor, as a kitchen table or as an eye-catching garden set-up.

Project: ideal to place several tables next to each other and create a long row. Educational projects, hospitality, public areas, ...

Floor fastening

Hopper picnic has an optional floor fastening set (ø 9 mm), four stainless steel plates to be fixed with bolts.

For an even more rigid anchoring system, Hopper legs can be ordered with holes ø 12 mm.

Good to know

- 'Hopper' stands for 'Hop Picker', because the range is inspired by hop gardens, harvests and beer fests.
- PEFC™ certified wood originates from sustainably managed forests.
- The Hopper legs are cut out of an aluminium or metal sheet nearly without any loss of material.

Awards



F.a.q.

Q: Won't those wide boards curl up after a while?

A: Iroko hardwood & Hellwood are very stable types of wood and Class I. Nevertheless, the tabletop is completely supported by a galvanised frame to which each board is attached separately. The wood has no structural function.

Website

www.extremis.com/hopperpicnic